

SHELDON WALL MOUNTED BENCH

SBN308-600

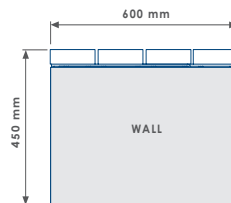
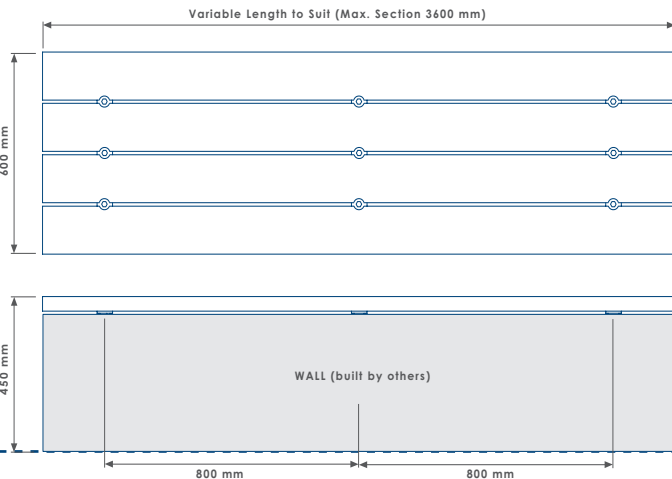
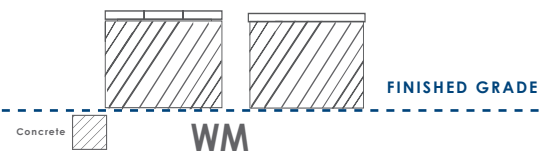
LANGLEY DESIGN
EXTERNAL FURNITURE SOLUTIONS



NOTES

- Site Engineer to determine suitable fixing method.
- Fixing bolts by others - 12 mm dia. holes (use M10 bolts).
- Size of concrete foundation and concrete mix to be determined on site taking ground conditions into account.
- All products are made to order. This bench can be customized to have bespoke lengths and widths.
- Construction of wall is to be capable of taking bench load.
- Maximum section length on wall mounted benches is 3600mm.

FIXING OPTIONS



PRODUCT DIMENSIONS

LENGTH: Various	WIDTH: 450 mm	HEIGHT: 450 mm	WEIGHT: 35kg
-----------------	---------------	----------------	--------------



PRODUCT FINISHES

FIXING OPTIONS: Wall Mount (WM)

SLAT MATERIALS: Treated Redwood Class 3 (TRC3) - Treated Redwood Class 4 (TRC4) - Hardwood Iroko (HI) - Douglas Fir (DF) - Recycled Plastic (RP)

METAL FINISHES: Galvanised (GL) - Galvanised and Powder Coated (GPC) - Stainless Steel (SS)

REV1

Web: www.langleydesign.co.uk Tel: 01793 759461 Email: info@langleydesign.co.uk